

CAPRI GLOBAL CAPITAL LIMITED
(Formerly known as Money Matters Financial Services Limited)
CIN - L65921MH1994PLC173469
STANDALONE FINANCIAL RESULTS FOR THE YEAR ENDED 31ST MARCH 2015

PART I

(Rs. in Lacs)


	QUARTER ENDED			YEAR ENDED	
	31-Mar-15 Audited	31-Dec-14 Reviewed	31-Mar-14 Audited	31-Mar-15 Audited	31-Mar-14 Audited
1. Income From Operations					
(a) Net Sales/Income from Operations	4,359.76	4,277.13	3,939.59	18,032.74	14,858.26
(b) Other Operating Income	672.40	137.81	611.13	922.40	967.27
Total Income From Operations (Net)	5,032.16	4,414.94	4,550.72	18,955.14	15,825.53
2. Expenses					
(a) Purchases of Traded Goods	-	-	-	-	-
(b) Changes in Inventories of Traded Goods	-	-	-	-	-
(c) Employee Benefits Expense	740.32	649.15	514.93	2,599.25	2,262.44
(d) Depreciation & Amortization Expense	93.82	84.15	77.66	358.78	253.42
(e) Other Expenses	862.38	374.64	260.87	2,205.24	1,682.79
Total Expenses	1,696.52	1,107.94	853.46	5,163.27	4,198.65
3. Profit / (Loss) from Operations before Other Income, Finance Cost & Exceptional Items (1-2)	3,335.65	3,307.00	3,697.26	13,791.87	11,626.88
4. Other Income	110.36	4.07	146.58	260.94	792.34
5. Profit / (Loss) from ordinary activities before Finance Costs & Exceptional Items (3+4)	3,446.01	3,311.07	3,843.84	14,052.81	12,419.22
6. Finance Costs	194.40	160.09	120.13	465.12	159.84
7. Profit / (Loss) from ordinary activities after Finance Costs but before Exceptional Items (5-6)	3,251.61	3,150.98	3,723.71	13,587.70	12,259.38
8. Exceptional Items	-	-	-	-	-
9. Profit / (Loss) from Ordinary Activities before tax (7-8)	3,251.61	3,150.98	3,723.71	13,587.70	12,259.38
10. Tax expense					
(a) Current Tax	1,371.33	1,115.00	1,090.00	5,116.33	4,050.00
(b) Deferred Tax	(23.68)	(5.20)	13.45	(47.06)	31.92
(c) Income Tax Adjustments	-	0.10	-	0.10	1.42
11. Net Profit / (Loss) from Ordinary Activities after tax (9-10)	1,903.96	2,041.08	2,620.26	8,518.33	8,176.04
12. Extraordinary Item (net of tax expense)	-	-	-	-	-
13. Net Profit / (Loss) for the period (11-12)	1,903.96	2,041.08	2,620.26	8,518.33	8,176.04
14. Paid-up equity share capital (Face Value of Rs. 10 per Share)	3,502.70	3,502.70	3,497.80	3,502.70	3,497.80
15. Reserves excluding Revaluation Reserves as per balance sheet of previous accounting year				99,811.14	91,902.28
16. i) Earnings Per Share (EPS) (Before extra ordinary item) (Rs.)					
(a) Basic	5.45	5.83	7.50	24.33	23.38
(b) Diluted	5.45	5.83	7.49	24.33	23.35
Nominal value of Share (Rs.)	10.00	10.00	10.00	10.00	10.00
ii) Earnings Per Share (EPS) (After extra ordinary item) (Rs.)					
(a) Basic	5.45	5.83	7.50	24.33	23.38
(b) Diluted	5.45	5.83	7.49	24.33	23.35
Nominal value of Share (Rs.)	10.00	10.00	10.00	10.00	10.00

PART II

A. PARTICULARS OF SHAREHOLDING

1. Public shareholding					
- Number of shares	9,135,303	9,135,303	10,601,732	9,135,303	10,601,732
- Percentage of shareholding	26.08%	26.08%	30.31%	26.08%	30.31%
2. Promoters and Promoter Group Shareholding					
a) Pledged / Encumbered					
- Number of shares	-	-	-	-	-
- Percentage of shares (as a % of the total shareholding of promoter and promoter group)	-	-	-	-	-
- Percentage of shares (as a % of the total share capital of the company)	-	-	-	-	-
b) Non - encumbered					
- Number of shares	25,891,658	25,891,658	24,376,221	25,891,658	24,376,221
- Percentage of shares (as a % of the total shareholding of the Promoter and Promoter group)	100%	100%	100%	100%	100%
- Percentage of shares (as a % of the total share capital of the company)	73.92%	73.92%	69.69%	73.92%	69.69%

Page 2



CAPRI GLOBAL CAPITAL LIMITED
(Formerly known as Money Matters Financial Services Limited)
CIN - L65921MH1994PLC173469

Notes :

1. The Consolidated and Standalone results have been reviewed by the Audit Committee and approved by the Board of Directors at their meeting held on 8th & 9th May 2015 respectively.

2. The figures of Last Quarter are Balancing Figures between audited figures in respect to the full financial year ended on 31st March, 2015 and the unaudited published year to date figures upto 31st December, 2014 being the date of the end of the third quarter of the financial year which were subject to limited review.

3. The Consolidated Financial Results include the reviewed results of the subsidiaries of the Company. The Consolidated financial statements are prepared in accordance with the principles and procedures for the preparation and presentation of Consolidated Accounts as set out in the Accounting Standards (AS 21) specified under section 133 of the Companies Act, 2013, read with Rule 7 of the Companies (Accounts) Rules, 2014. The financial statements of the parent company and its subsidiaries have been combined on a line-by-line basis by adding together the book values of like items of assets, liabilities, income and expenses, after eliminating intra-group balances, transactions and resulting unrealized gains / losses. The consolidated financial statements are prepared by applying uniform accounting policies.

4. The Board of Directors of the Company at its meeting held on 09 May, 2015 has recommended Dividend of Rs. 1.50/- per share (15%) for the Financial Year 2014-15 subject to the approval of the Shareholders.

5. The Company operates mainly in the business segment of fund based financing activity. All other activities revolve around the main business. Further, all activities are carried out within India. As such, there are no separate reportable segments as per the provisions of AS 17 on 'Segment Reporting'.

6. The Non-Banking Financial (Non-Deposit Accepting or Holding) Companies Prudential Norms (Reserve Bank) Directions, 2007, require the Company to make provision for standard assets at 0.25 percent of the Standard Assets. However, as a prudent practice since F.Y. 2012-13, the Company is making provision of 0.50 percent. Consequently, during the current financial year 2014-15, the profits of the company are lower by Rs. 55.03 Lacs.

Further, in pursuance to the Company's Board approved policy, the Company has made an additional Floating Provision on Standard Assets of 0.75 percent amounting to Rs. 681.21 Lacs up to third quarter of the Current Financial Year. In addition to that additional Floating Provision on Standard Assets of 0.75 percent amounting to Rs. 681.21 Lacs has been made during the Fourth Quarter. Accordingly, total additional floating provision on Standard Asset at 1.50 percent has been made during the current financial year and the same has been partially utilised towards provision for Non Performing Assets to the extent of Rs. 92.68 Lacs.

7. The Board of Directors in their meeting held on December 17, 2014 have approved the Scheme of Amalgamation of Capri Global Distribution Company Private Limited, Capri Global Finance Private Limited, Capri Global Investment Advisors Private Limited and Capri Global Research Private Limited with Capri Global Capital Limited and their respective shareholders and creditors under sections 391 to 394. The Appointed Date for the merger is April 1, 2015.

The Scheme has already received the Observation Letter from the BSE Limited, National Stock Exchange of India Limited and Reserve Bank of India (RBI). The Scheme is subject to various regulatory approvals including the approval from Bombay High Court.

8. Consequent to the enactment of the Companies Act, 2013 (the Act) and its applicability for accounting periods commencing on or after April 1, 2014, the Company has re-worked depreciation with reference to the useful lives of fixed assets prescribed by PART 'C' of Schedule II to the Act. Where the remaining useful life of an asset is nil, the carrying amount of the asset after retaining the residual value (net of deferred tax), as at April 1, 2014 has been adjusted to the Retained Earnings amounting to Rs. 7.36 Lacs on Standalone basis and Rs. 10.81 Lacs on Consolidated basis. In other cases the carrying values have been depreciated over the remaining useful lives of the assets and recognised in the Statement of Profit and Loss. Had not there been any change in useful life of the assets, depreciation for the year would have been lower by Rs. 66.10 Lacs.



9. During the Year, Company has issued and allotted 21,600 Equity Shares to its Employees under the Employees Stock Options Scheme-2009.

Further, 27,408 shares were allotted to the Warrant Holders on 2nd April 2014 who exercised their option for conversion of Warrants under the 5th Warrant Conversion period which ended on 26th March 2014.

10. Income from operations comprises of net revenue from trading in Bonds & Mutual Funds. Gross purchases and sales of Bonds & Mutual Funds for the respective periods are stated as under :

	QUARTER ENDED			YEAR ENDED	
	31-Mar-15	31-Dec-14	31-Mar-14	31-Mar-15	31-Mar-14
	Audited	Reviewed	Audited	Audited	Audited
Consolidated					
(a) Gross Sales	1,169.02	1,725.36	23,187.36	77,001.43	192,833.32
Less :					
(b) Purchases of Traded Goods	4.47	0.07	35,973.94	61,369.62	180,954.98
(c) Changes in Inventories of Traded Goods	1,084.21	1,555.52	(12,869.14)	14,916.04	10,489.79
Net Income from Trading in Bonds & Mutual Funds	80.34	169.77	82.55	715.77	1,388.55
Standalone					
(a) Gross Sales	572.03	-	22,339.59	74,313.27	181,139.38
Less :					
(b) Purchases of Traded Goods	0.03	-	35,247.90	60,385.03	172,028.87
(c) Changes in Inventories of Traded Goods	539.04	-	(12,937.71)	13,447.02	8,022.65
Net Income from Trading in Bonds & Mutual Funds	32.96	-	29.40	481.22	1,087.86

11. The figures for the previous periods have been re-grouped / re-classified, wherever necessary.



CAPRI GLOBAL CAPITAL LIMITED
(Formerly known as Money Matters Financial Services Limited)
CIN - L65921MH1994PLC173469

STATEMENT OF ASSETS & LIABILITIES (STANDALONE)

(Rs. in Lacs)

	AS AT	
	31-03-2015	31-03-2014
	(AUDITED)	(AUDITED)
A. EQUITY AND LIABILITIES		
1. Shareholders' Fund:		
a) Share Capital	3,502.70	3,497.80
b) Reserves and Surplus	99,811.14	91,902.28
c) Money received against share warrants	-	30.04
Sub- total - Shareholders funds	103,313.84	95,430.12
2. Share application money pending allotment	-	-
3. Minority Interest	-	-
4. Non-Current Liabilities		
a) Long Term Borrowings	3,750.00	-
b) Deferred Tax Liabilities (Net)	-	28.53
c) Other Long Term Liabilities	345.17	302.68
d) Long Term Provisions	-	-
Sub- Total - Non-Current Liabilities	4,095.17	331.21
5. Current Liabilities		
a) Short Term Borrowings	-	-
b) Trade Payables	90.08	59.49
c) Other Current Liabilities	4,609.70	93.23
d) Short Term Provisions	1,143.54	1,106.65
Sub- Total - Current Liabilities	5,843.33	1,259.37
TOTAL - EQUITY AND LIABILITIES	113,252.34	97,020.70
B. ASSETS		
1. Non Current Assets		
a) Fixed Assets	809.73	1,121.31
b) Non Current Investments	3,770.00	3,770.00
c) Deferred Tax Assets (Net)	22.32	-
d) Long Term Loans and Advances	60,565.91	51,266.96
e) Other Non-Current Assets	1,713.31	15.70
Sub- Total - Non-Current Assets	66,881.27	56,173.97
2. Current Assets		
a) Current Investments	8,927.44	-
b) Inventories	2,354.47	15,801.51
c) Trade Receivables	2,599.76	785.69
d) Cash and Bank Balances	2,940.78	1,688.19
e) Short Term Loans and Advances	28,817.08	21,989.82
f) Other Current Assets	731.54	581.52
Sub- Total - Current Assets	46,371.07	40,846.73
TOTAL - ASSETS	113,252.34	97,020.70

On behalf of the Board of Directors

Sunil Kapoor

(Sunil Kapoor)
Executive Director
DIN : 01436404

Place: Mumbai
Date: 9th May 2015.

Page 5

